HONOR GUARD MEASUREMENT FORM

LAPG LA POLICE GEAR
28704 The Old Road
Valencia, CA 91355
Tel: 661-239-6929

4440 Ontario Mills Pkwy
Ontario, CA 91764
Tel: 909-474-7444

NAME: _____ ADDRESS: _____ HEIGHT: _____ WEIGHT: _____ ☐ MALE ☐ FEMALE

DRESS COAT

(1) Neck _____

(2) Coat Length _____

(3) Shoulder Pt. to Pt. _____

(4) Chest/Bust _____

(5) Waist _____

(6) Belly _____ (7) Hip _____

(8) Sleeve (Desired Length) _____

(9) Over the Arm _____

TROUSERS (Sold Separately)

(5 Waist _____

(7) Hip _____

(10) Outseam _____

(11) Inseam (Desired Length) _____

(12) Thigh _____

(13) Rise _____

FABRIC COLOR (SELECT ONE)

☐ Navy ☐ Black ☐ Green ☐ Other _____

PIPING COLOR

☐ Gold ☐ Navy ☐ Sky Blue

☐ Red ☐ Royal Blue ☐ Other _____

PANT AND SLEEVE STRIPE

☐ 1" ☐ 1/2" ☐ 1/4" ☐ 1/8" (Piping)

☐ Gold ☐ Navy ☐ Sky Blue ☐ Red ☐ Royal Blue ☐ Other _____

BELT OPTIONS

☐ Belt Loops (Belt Included) ☐ Metal Belt Hooks (Belt Not Included)

POCKET STITCHING

☐ Single Stitch ☐ Double Stitch

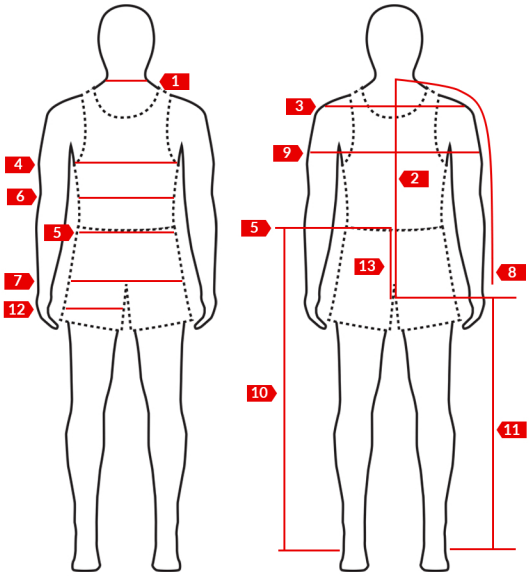

JACKET STYLE

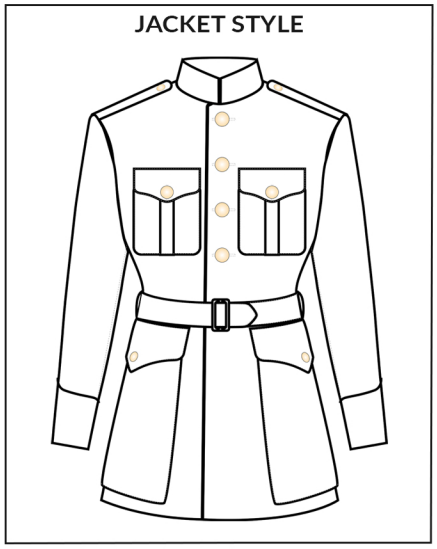

UPPER FLAPS AND POCKETS

☐ Style A (Most Common) ☐ Style B ☐ Plain Pocket (Most Common) ☐ Box Pleat Pocket

LOWER FLAPS AND POCKETS

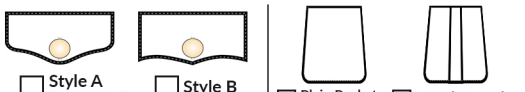

☐ Style A (Most Common) ☐ Style B ☐ Plain Pocket (Most Common) ☐ Box Pleat Pocket

BUTTONS

COLOR: ☐ Gold ☐ Silver

☐ P Buttons ☐ FD Buttons

☐ Sheriff Buttons ☐ Eagle Buttons

How To Measure

For best results, DO NOT take your own measurements. Stand up straight but relaxed, wearing best fitting undergarments, or if preferred, clothing that follows the body's countour. Have someone hold tape so that it is straight, snug, and less smooth but doesn't indent the body. Do not add to body measurements or place finger(s) between body and shape.

1. **Neck:** measure around the base of the neck.
2. **Coat Length:** measure from the nape of the neck to below the seat area (approximately 1" below buttocks).
3. **Shoulder Pt to Pt:** measure across the shoulder bone to bone.
4. **Chest/Bust:** with arms down and relaxed, measure around the fullest part of the chest. Keep tape up under the arms, across the shoulder blades.

5/6. Waist/Belly: measure around waist, where you normally wear your pants, and belly above that. Measure over shirt, but not over slacks or belt.

7. **Hip:** measure at the fullest part of the hips. Make sure tape is comfortable and not too tight (7-9" below natural waist).
8. **Sleeve Length:** measure from nape of neck over the shoulder
9. **Over the Arms:** arms down, measure around chest at fullest part.
10. **Outseam:** measure from bottom of waistband along outside seam line to desired length. Take this measuremnet with shoes on.
11. **Inseam:** measure from crotch along inside leg to desired length. Take this measurement with shoes on. If you have a similar pair of well-fitting pants, lay flat, smoothing out front and back creases. Measure along inside seam, from crotch to bottom of hem.
12. **Thigh:** measure around thigh at approximately 1" below crotch.
13. **Rise:** difference between the outseam and the inseam.

Additional Comments: